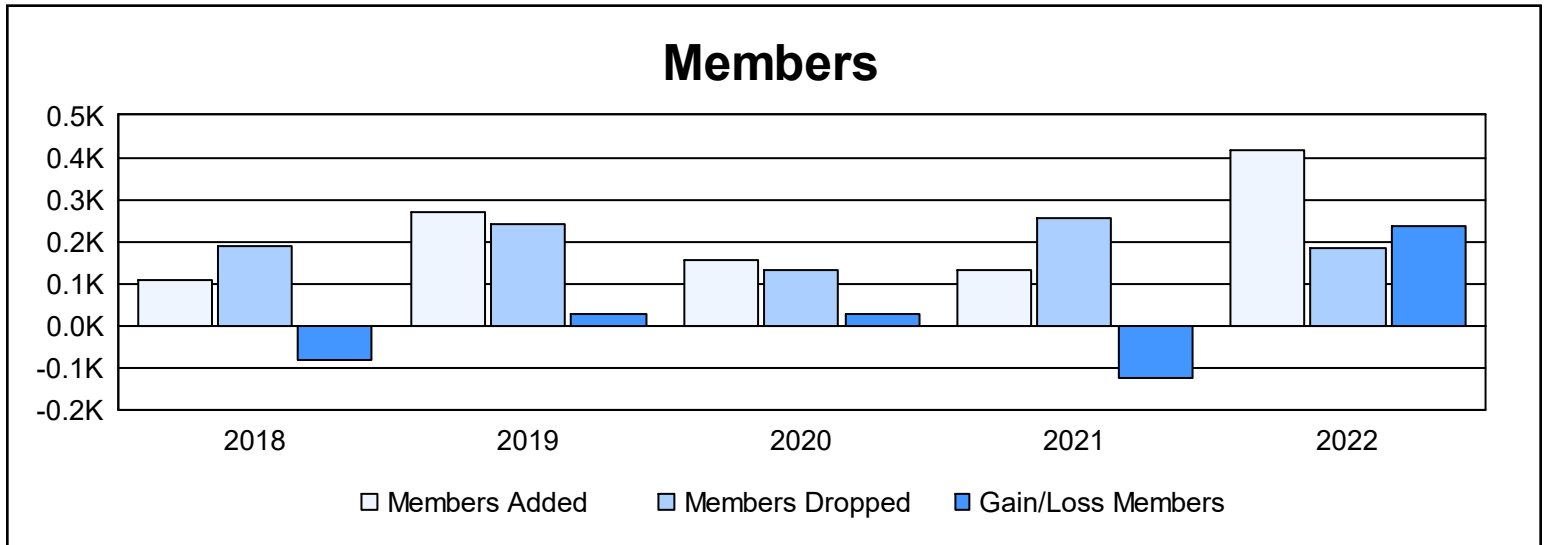
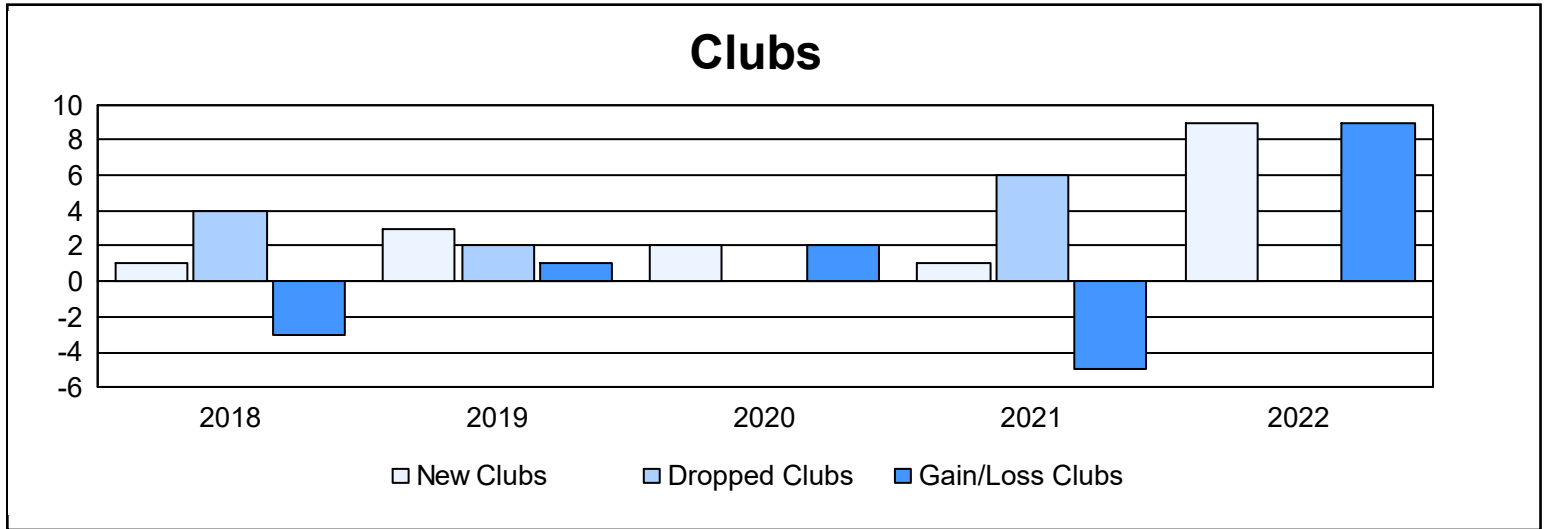
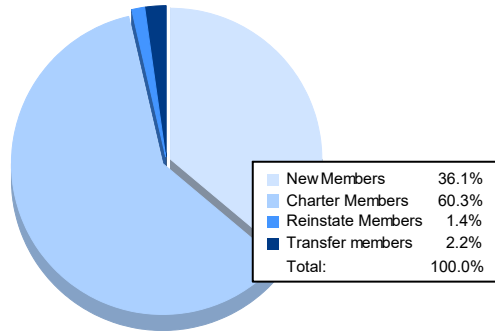


Year	New Clubs	Dropped Clubs	Gain/ Loss Clubs	New Members	Charter Members	Reinstate Members	Transfer Members	Total Member Added	Total Members Dropped	Gain/ Loss Members
2017-2018	1	4	-3	75	25	1	7	108	190	-82
2018-2019	3	2	1	126	104	25	16	271	243	28
2019-2020	2	0	2	91	55	2	8	156	130	26
2020-2021	1	6	-5	63	43	2	23	131	257	-126
2021-2022	9	0	9	151	252	6	9	418	184	234
<b>Average</b>	<b>3</b>	<b>2</b>	<b>1</b>	<b>101</b>	<b>96</b>	<b>7</b>	<b>13</b>	<b>217</b>	<b>201</b>	<b>16</b>



### Membership Composition June 2022 Cumulative



### Gender Composition June 2022 Cumulative

